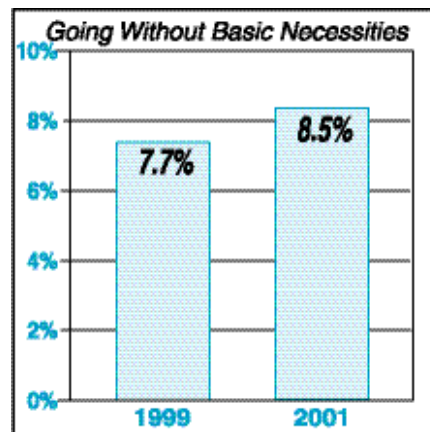


MEETING BASIC NEEDS ACTION GOAL:

All persons have the basic necessities of life, including food and decent, safe and affordable housing.

Going Without Basic Necessities

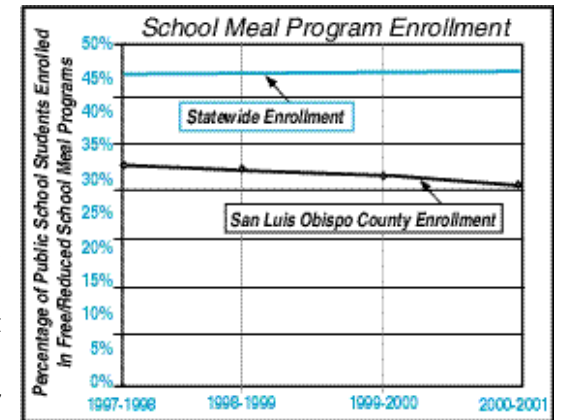
The percentage of county residents who report that their basic needs are not met on a monthly basis has increased when responding to the 1999 and 2001 ACTION telephone surveys: "In any given month, do you have to go without basic needs such as food, clothing, childcare, housing or health care?"



Source: ACTION for Healthy Communities telephone surveys, 1999 & 2001

School Meals Program

Local public school students enrolled in the Free or Reduced Price Meal Program, administered by the U.S. Department of Agriculture come from low-income families who are at most risk of hunger and food insecurity. Studies have shown that children whose nutritional needs are met have fewer problems and are more attentive in class.



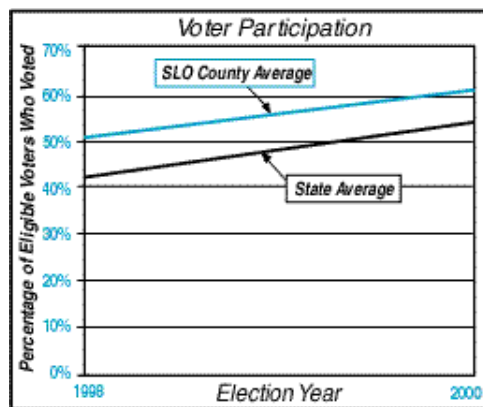
Source: California Basic Educational Data System (CBEDS), 2001

SOCIAL ENVIRONMENT ACTION Goal:

All persons have the opportunity to engage in the civic, recreational, and cultural aspects of their community.

Voter Participation

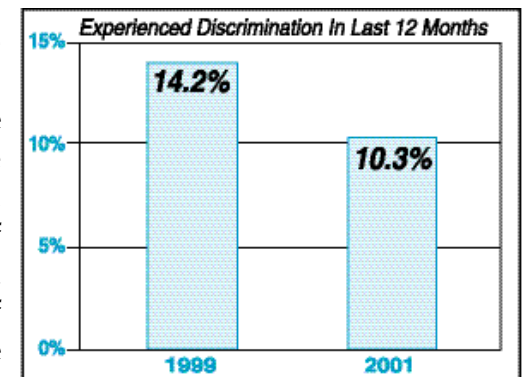
County residents are much more likely to vote than people in other parts of California. The 10-percent gap seen in this graph has been consistent since the early 1990s. It measures the percentage of the voting-age population that actually votes. Typically, turnout is higher in years with presidential elections. Voting is one measure of whether people feel they have a stake in the future.



Source: California Secretary of State, 2001

Discrimination

Regularly surveying the community on this topic provides us with basic information on the scale of the problem, as well as the type of discrimination taking place. Results show that 10 percent of those surveyed indicated they had experienced some type of discrimination in the past year. Age (32%), ethnicity (17%), and income (8%) were the three areas of discrimination most often noted.



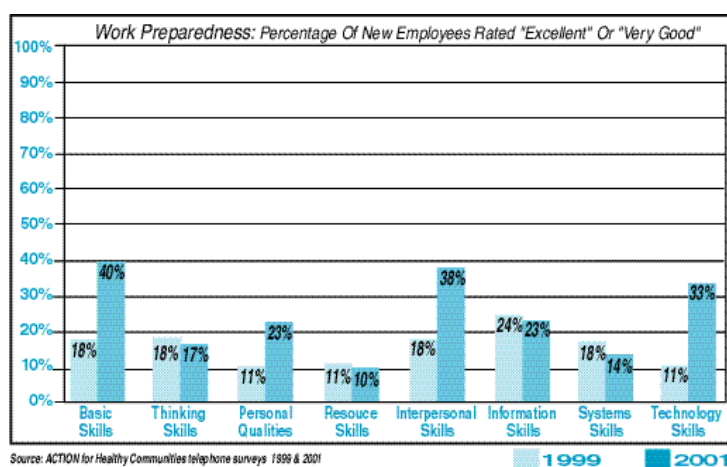
Source: ACTION for Healthy Communities telephone surveys, 1999 & 2001



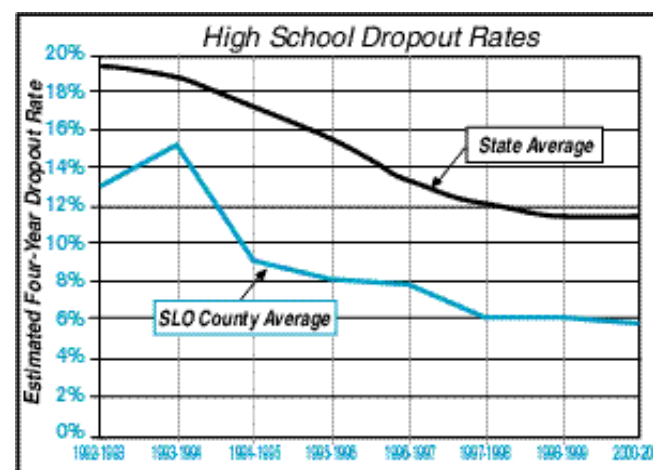
EDUCATION ACTION GOAL: All students enter school ready to learn, and graduate from high school prepared for the workforce or higher education, and have an interest in life-long learning.

Preparation for Employment

How well prepared local high school graduates are for employment, has been rated by a 2001 survey of 49 of the larger employers in the county who are likely to hire recent high school graduates. In general, employers rate new high school grads' skills as fairly low. Less than half of employers rate any of the skills at the "excellent" or "very good" level. On the other hand, ratings for four of the skills improved dramatically from the 1999 survey, while the other four declined slightly.



Source: ACTION for Healthy Communities telephone surveys 1999 & 2001



Source: California Department of Education, Educational Demographics Unit, 2001

High School Dropout Rates

This indicator measures the percentage of students who drop out before completing four years of high school. Lacking a solid education, students who drop out of high school often lose out on important opportunities in their lives, particularly employment. Countywide dropout rates steadily declined from 1993 to 1998, but appear to be leveling out. Since 1994, all local school districts have had dropout rates lower than the state average.

