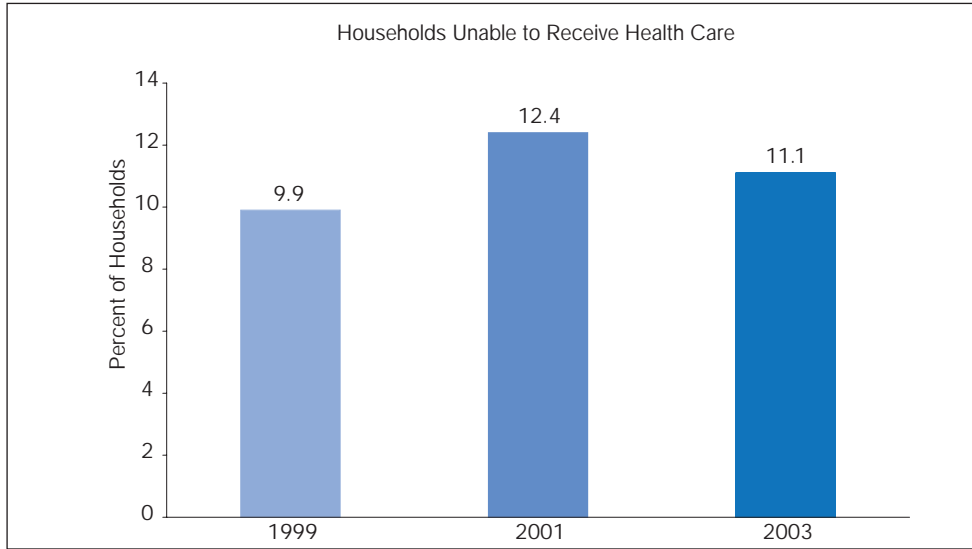


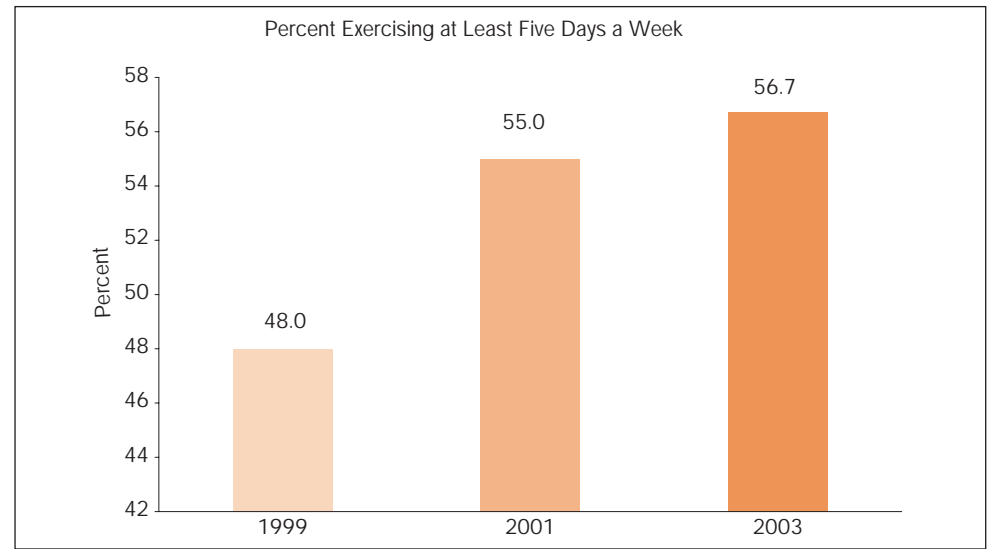
# GOAL: Health Issues

ALL PERSONS PRACTICE HEALTHY BEHAVIORS, AND HAVE ACCESS TO AND USE PREVENTIVE AND PRIMARY HEALTH CARE SERVICES THAT ENABLE THEM TO MAXIMIZE THEIR PHYSICAL AND MENTAL WELL-BEING.



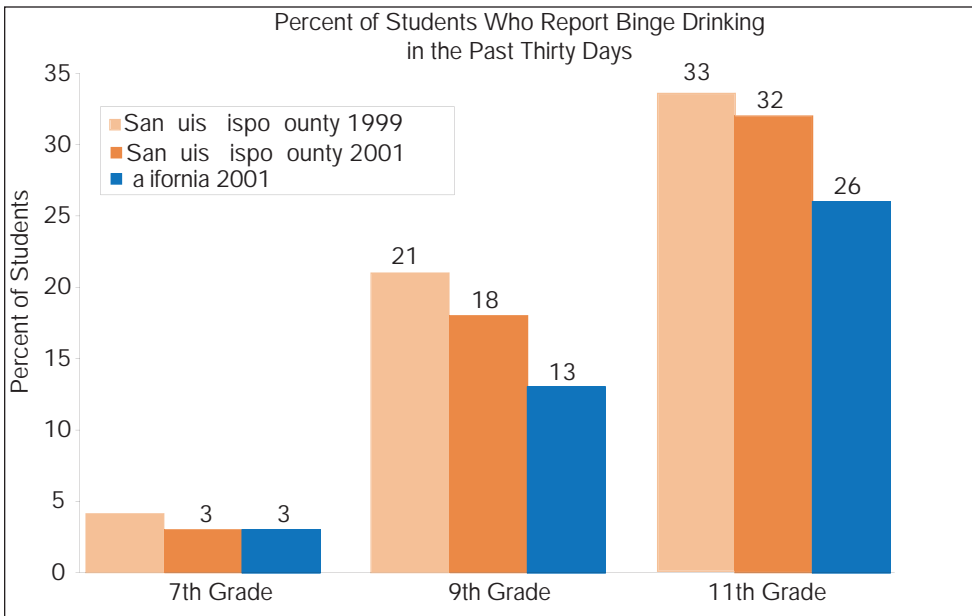
Source: ACTION for Healthy Communities Telephone Surveys 1999, 2001, 2003

Access to Health Care: More than one in ten residents reports not being able to afford health care; this proportion has remained reasonably constant since 1999 despite the turmoil in the local health care industry.



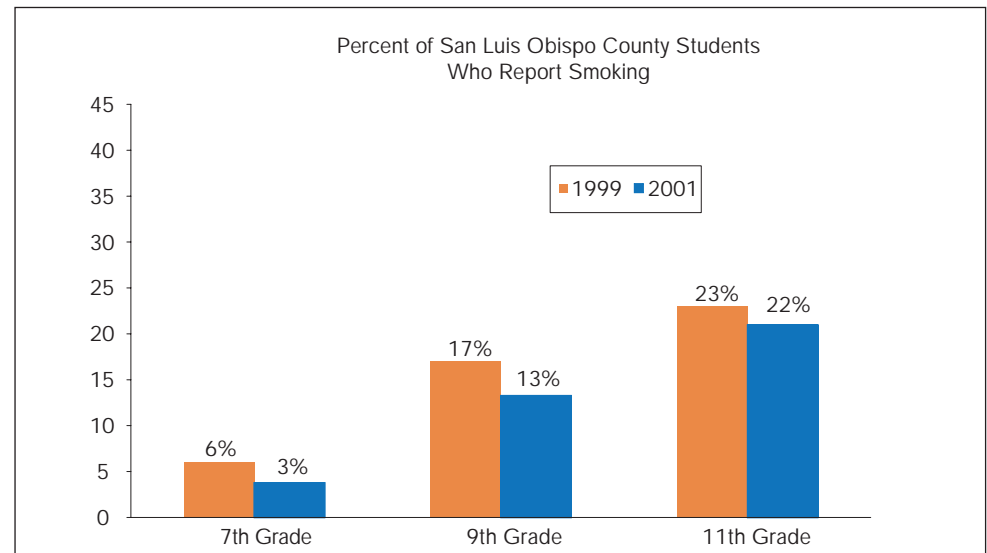
Source: ACTION for Healthy Communities Telephone Surveys 1999, 2001, 2003

Exercise: County residents were asked to indicate the number of days each week they participate in physical activity for 30 minutes or more. Residents report positive changes in exercise habits, as the number of exercisers increased by eight percent between 1999 and 2003.



Source: California Healthy Kids Survey 2001

Teen Alcohol Abuse: Large numbers of SLO County high schoolers report participating in binge drinking within the previous 30 days, and the levels in SLO County are substantially higher than statewide rates. Almost one in five freshmen and more than one in three juniors report drinking five or more drinks at one time.

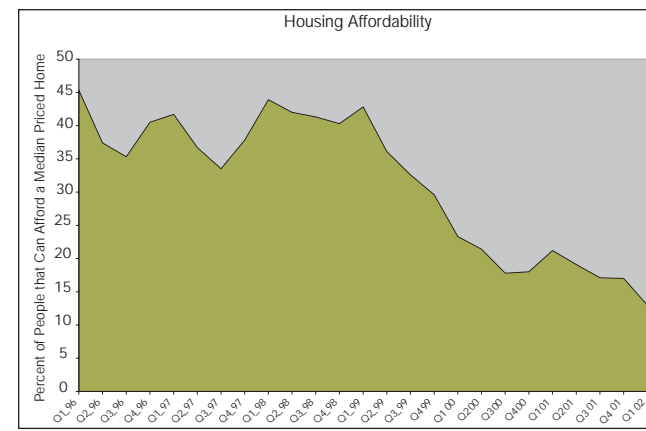


Source: California Healthy Kids Surveys 1999, 2001, 2003

Student Tobacco Use: Among local students there was a decrease in smoking among all age groups surveyed. Trends show that the likelihood of a student smoking increases as students grow older, and out of the 1,619 11th graders surveyed, 22 percent report smoking cigarettes on a daily basis.

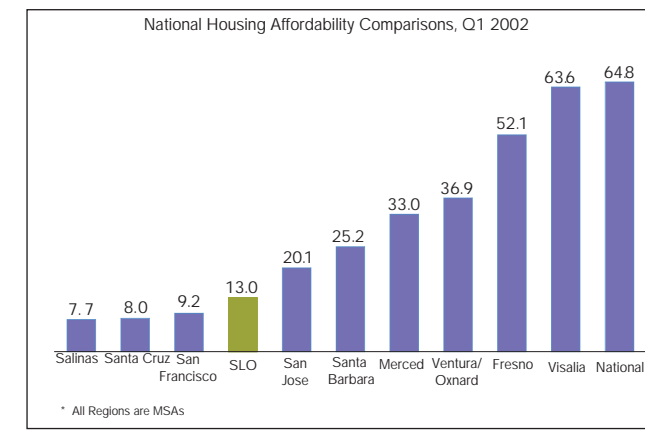
# GOAL: Economic Issues

ALL PERSONS HAVE EMPLOYMENT OPPORTUNITIES AND SUPPORT SERVICES THAT ENABLE THEM TO ACHIEVE THEIR HIGHEST INDIVIDUAL LEVEL OF SELF-SUFFICIENCY.

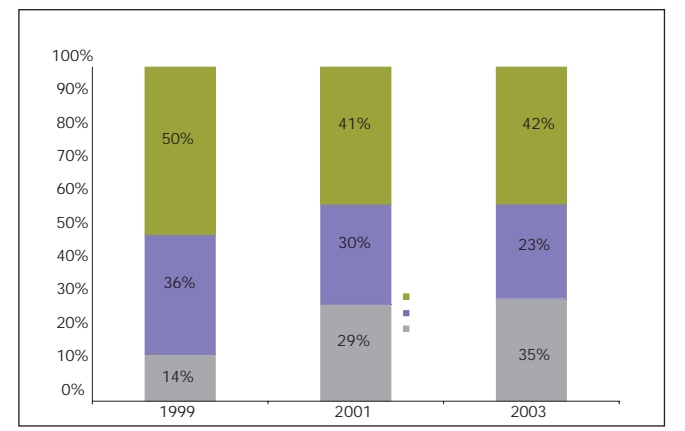


Source: National Association of Home Builders

Housing Affordability: In the first quarter of 2002, only 13 percent of the families in SLO County could afford to buy the median priced home, continuing a steady decline from 40 percent a few years ago. The county now ranks 188 out of 191 markets in the nation in terms of housing affordability.



Source: UCSB Economic Forecast Project

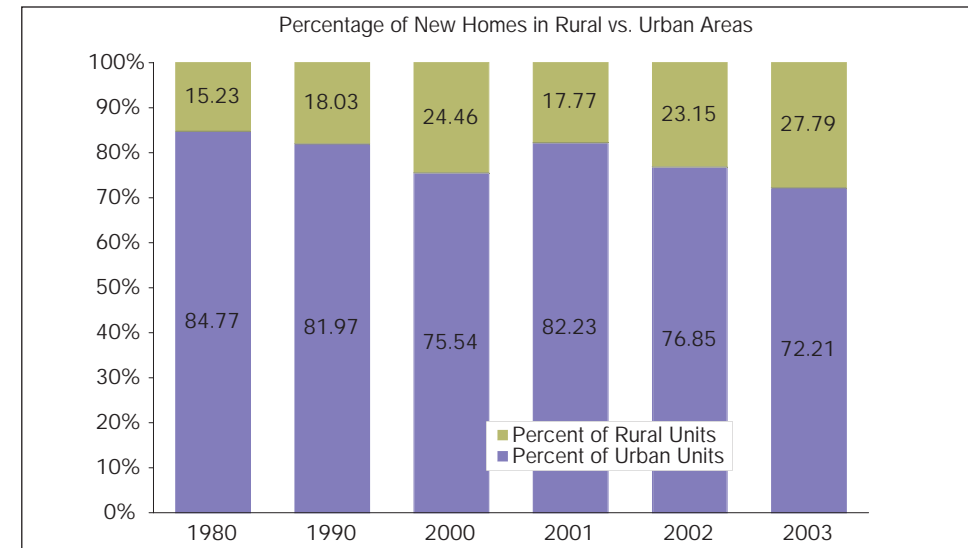


Source: ACTION for Healthy Communities Telephone Surveys 1999, 2001, 2003

Economic Well-Being: The number of residents claiming to be better off economically has remained consistent, even with the volatility in the economy in the past few years. However, the number of people indicating their finances have declined is somewhat higher now than in 2001.

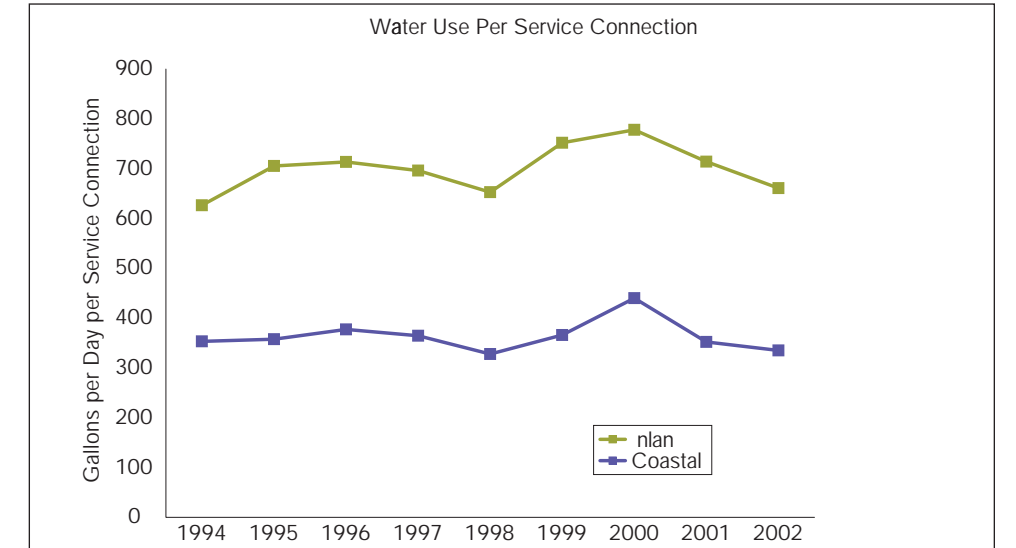
# GOAL: Natural Environment

WE MAINTAIN AND ENHANCE THE HEALTH AND BEAUTY OF THE NATURAL ENVIRONMENT BY LIVING WITHIN OUR NATURAL RESOURCES AND HUMAN ABILITIES, AND WE PLAN AND MANAGE DEVELOPMENT.



Source: County of San Luis Obispo Planning and Building Department

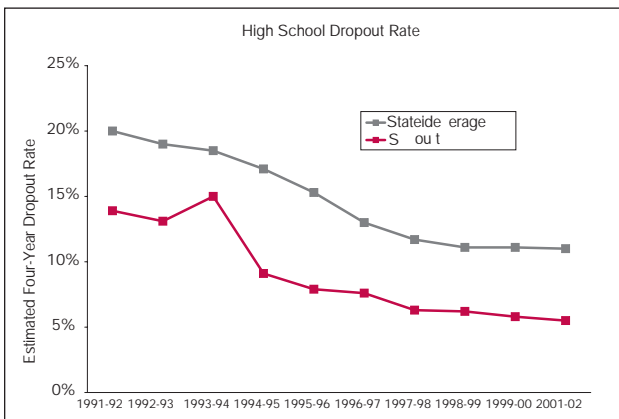
Growth Patterns: In the 1990s, less than 20 percent of all new homes built in the county were built in rural areas, with about 80 percent built in the cities and unincorporated communities. The trend for the last decade has been slightly upward-climbing, which is a sign of sprawl.



Source: Water Purveyors, County of San Luis Obispo Planning and Building Department

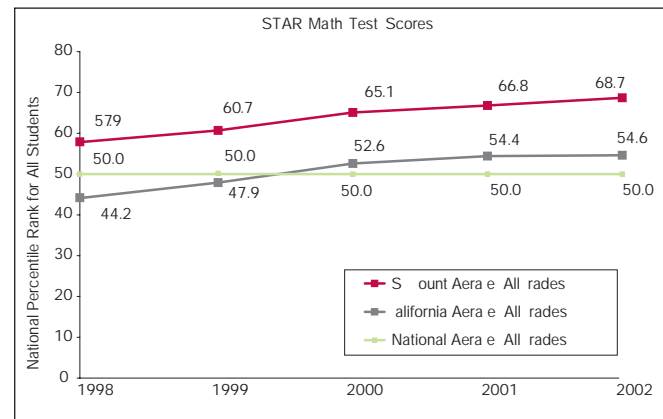
Water Consumption: The average amount of water used each day by service connection is influenced by annual weather fluctuations. As conservation measures are more widely used, a downward trend in water use should become evident, and although water use has declined since 2000, it is not yet clear if this is the beginning of a long term trend reflecting conservation efforts.

# ALL STUDENTS ENTER SCHOOL READY TO LEARN, AND GRADUATE FROM HIGH SCHOOL PREPARED FOR THE WORKFORCE OR HIGHER EDUCATION, AND HAVE AN INTEREST IN LIFE-LONG LEARNING.



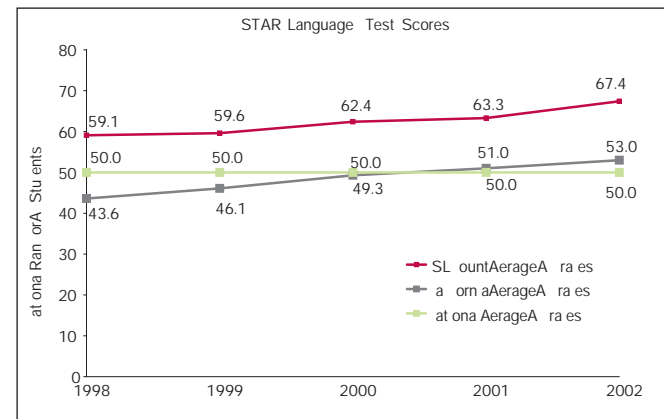
Source: California Department of Education

High School Dropout Rates: The percentage of students who drop out before completing four years of high school has been on a gradual decline in SLO County for the past six years. These rates remain significantly below statewide trends. For 2001-2002, districts with the highest four-year dropout rates were San Luis Coastal Unified and Atascadero Unified.

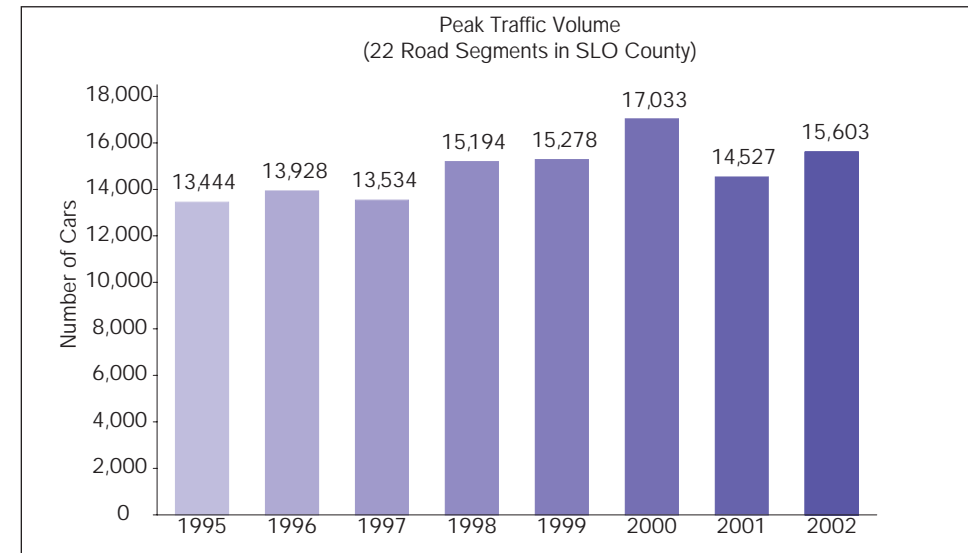


Source: California Department of Education

Student Educational Performance: In both math and language, the national percentile rank for the "average" student in SLO County (averaged across all grades) has outpaced state and national averages by at least 12 percentile points, and has risen consistently.

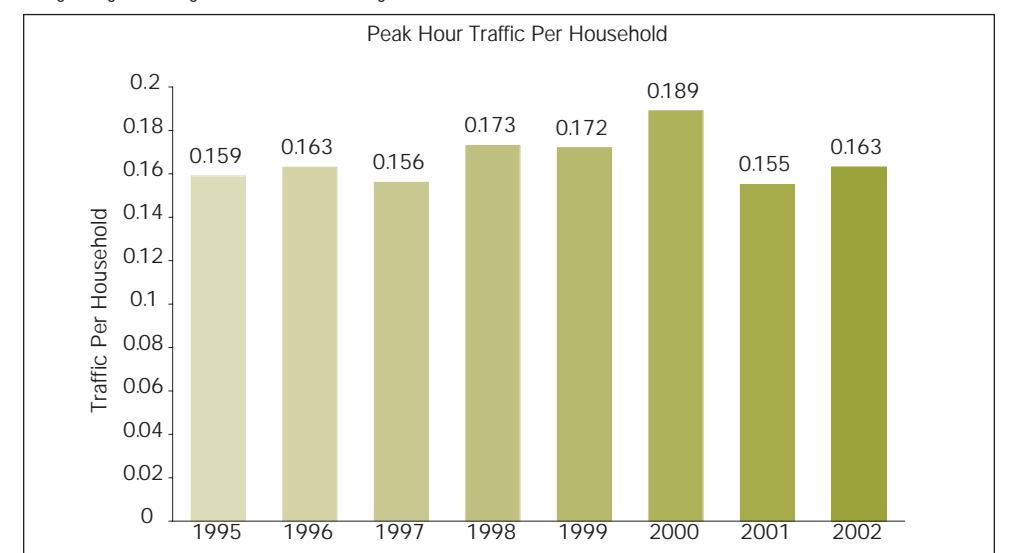


Source: California Department of Education



Source: County of San Luis Obispo Planning and Building Department

Traffic Volume: The volume of traffic, measured both in terms of traffic per household and peak traffic volume, increased slightly in 2002 from 2001. In per capita terms, traffic volume for this decade remains lower than traffic volume since 1996. These indicators can be used as a measure of success of local policies that encourage the use of public transit, bicycles and walking as alternative forms of transportation.



Source: County of San Luis Obispo Planning and Building Department